



# ELEVATIONS



*The Cypress "A"*



*The Cypress "B"*



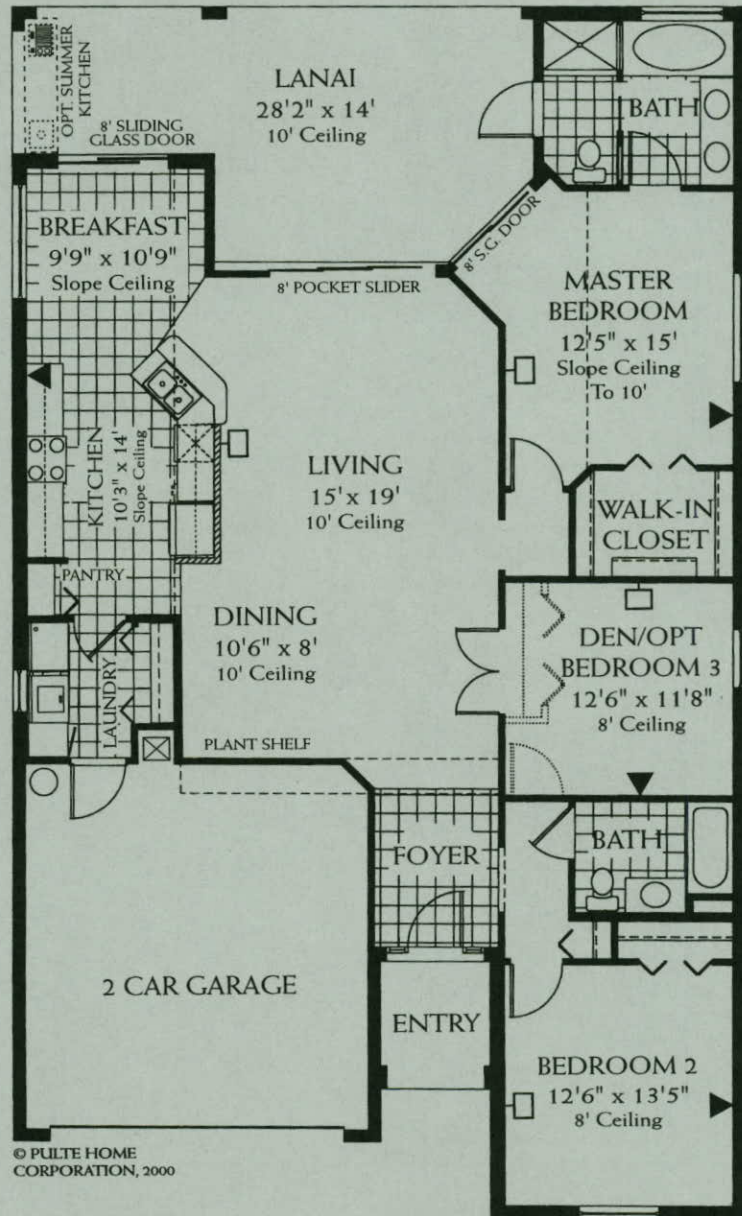
*The Cypress "C"*

# The Cypress 1750





2 Bedroom with Den or  
Optional 3rd Bedroom  
2 Bathroom - 2 Car Garage

Living Area	1,750 sq. ft.
Lanai	325 sq. ft.
Entry	42 sq. ft.
Garage	405 sq. ft.
<b>Total</b>	<b>2,522 sq. ft.</b>



© PULTE HOME CORPORATION, 2000

-  TV Outlet
-  Telephone Outlet